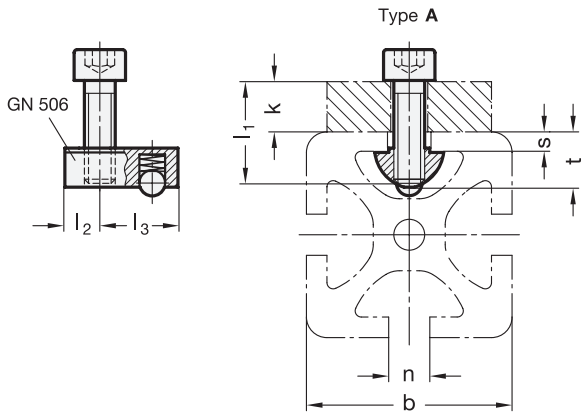

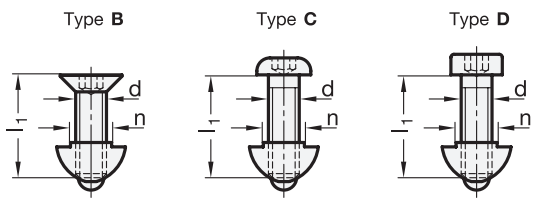

4 Type

A with cylinder head screw DIN 912
B with countersunk screw DIN 7991
C with lens screw ISO 7380
D with cylinder head screw DIN 7984

b	n [1]	d [2]	l_1 [3] Type A	l_1 Type B	l_1 Type C	l_1 Type D	k ≈ Clamping length	l_2	l_3	s ≈	t ≈
30	6	M 4	10	10	-	-	... 4	5	12	2,9	8,9
30	6	M 4	12	-	-	-	1 ... 6	5	12	2,9	8,9
30	6	M 4	16	-	-	-	5 ... 10	5	12	2,9	8,9
30	6	M 5	10	-	-	-	... 3	5	12	2,9	8,9
30	6	M 5	12	12	-	-	1 ... 5	5	12	2,9	8,9
30	6	M 5	14	-	-	-	3 ... 7	5	12	2,9	8,9
30	6	M 5	16	-	-	-	5 ... 9	5	12	2,9	8,9
30	6	M 5	18	-	-	-	7 ... 11	5	12	2,9	8,9
30	6	M 5	22	-	-	-	11 ... 15	5	12	2,9	8,9
30	6	M 6	-	-	-	10	... 3	5	12	2,9	8,9
30	6	M 6	12	12	-	-	1 ... 4	5	12	2,9	8,9
30	6	M 6	14	14	14	-	3 ... 6	5	12	2,9	8,9
30	6	M 6	16	16	-	-	5 ... 8	5	12	2,9	8,9
30	6	M 6	-	18	-	-	7 ... 10	5	12	2,9	8,9
30	6	M 6	20	-	-	-	9 ... 12	5	12	2,9	8,9
30	6	M 6	25	-	-	-	14 ... 17	5	12	2,9	8,9
40	8	M 4	12	-	-	-	... 5	7	15	4,6	11,4
40	8	M 4	14	-	-	-	1 ... 7	7	15	4,6	11,4
40	8	M 4	20	-	-	-	7 ... 13	7	15	4,6	11,4
40	8	M 5	12	-	-	-	... 4	7	15	4,6	11,4
40	8	M 5	14	14	-	-	1 ... 6	7	15	4,6	11,4
40	8	M 5	16	-	-	-	3 ... 8	7	15	4,6	11,4
40	8	M 5	18	-	-	-	5 ... 10	7	15	4,6	11,4
40	8	M 5	20	-	-	-	7 ... 12	7	15	4,6	11,4
40	8	M 5	22	-	-	-	9 ... 14	7	15	4,6	11,4
40	8	M 5	25	-	-	-	12 ... 17	7	15	4,6	11,4
40	8	M 6	14	14	-	14	1 ... 5	7	15	4,6	11,4
40	8	M 6	16	16	16	-	3 ... 7	7	15	4,6	11,4
40	8	M 6	18	18	-	-	5 ... 9	7	15	4,6	11,4
40	8	M 6	-	20	-	-	7 ... 11	7	15	4,6	11,4
40	8	M 6	22	-	22	-	9 ... 13	7	15	4,6	11,4
40	8	M 6	28	-	-	-	15 ... 19	7	15	4,6	11,4
40	8	M 8	14	-	-	-	1 ... 4	7	15	4,6	11,4
40	8	M 8	16	16	16	-	3 ... 6	7	15	4,6	11,4
40	8	M 8	18	-	18	-	5 ... 8	7	15	4,6	11,4
40	8	M 8	20	-	-	-	7 ... 10	7	15	4,6	11,4
40	8	M 8	28	-	-	-	15 ... 18	7	15	4,6	11,4

Specification

- T-nuts GN 506
  Steel
  - zinc plated, blue passivated
  - Ball / Spring
    Stainless Steel
- Cylinder head screws DIN 912
  Counter sunk screws DIN 7991
  Socket button head screws ISO 7380
  Cylinder head screws DIN 7984
  Steel
  zinc plated, blue passivated
- RoHS

Information

Assembly sets GN 965 allow different standard element to be attached to the most common profile systems. Each set includes one T-nut GN 506 and one screw.

GN standards with assembly sets for profile systems → *Page 10 ff.*

see also...

- *T-nuts GN 506 → Page XYZ*

How to order

[1] [2] [3] [4]
GN 965-8-M6-18-B

1	n
2	d
3	l_1
4	Type

Assembly sets GN 965		Type A 	Type B 	Type C 	Type D
Compatible GN standards in ascending order of the standard numbers		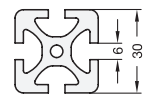		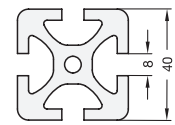	
Hinges GN 127 → *Page XYZ*					
	GN 127-...-B		-		**GN 965-8-M6-20-B**
Mounting plate GN 139.3 (for hinges with / without safety switch GN 139.1 / GN 139.2) → *Page XYZ*					
	GN 139.3-170		**GN 965-6-M6-12-A**		**GN 965-8-M6-14-A**
Mounting plate GN 139.4 (for hinges with / without safety switch GN 139.1 / GN 139.2) → *Page XYZ*					
	GN 139.4-101		**GN 965-6-M6-12-A**		**GN 965-8-M6-14-A**
Flanged connector clamps GN 145 → *Page XYZ*					
	GN 145-...		-		**GN 965-8-M5-16-A**
Hinges GN 151.4 → *Page XYZ*					
	GN 151.4-...		-		**GN 965-8-M6-18-A**
Hinges GN 159 → *Page XYZ*					
	GN 159-54-17,5-17,5 GN 159-74-22,5-22,5		**GN 965-6-M6-16-B** -		- **GN 965-8-M6-18-B**
Double hinges GN 159.1 → *Page XYZ*					
	GN 159.1-89-35-35 GN 159.1-119-45-45		**GN 965-6-M6-16-B** -		- **GN 965-8-M6-18-B**

Assembly sets GN 965		Type A	Type B	Type C	Type D
Compatible GN standards in ascending order of the standard numbers		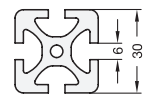		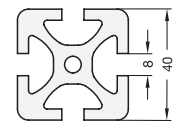	
Hinges GN 161 → *Page XYZ*					
	GN 161-57 / 68 / 80	-		**GN 965-8-M6-16-B**	
Base plate connector clamps GN 162.3 → *Page XYZ*					
	GN 162.3-...	**GN 965-6-M5-16-A**		**GN 965-8-M5-18-A**	
Foot clamp mountings GN 175 → *Page XYZ*					
	GN 175-B10-... GN 175-B12-... GN 175-B14-...	**GN 965-6-M6-12-A**		**GN 965-8-M6-14-A**	
Fastening sets GN 181 (for cabinet „U“ handles) → *Page XYZ*					
	GN 181-ZD-8-M4-... GN 181-ZD-10-M5-... GN 181-ZD-...-M6-... GN 181-ZD-...-M8-...	**GN 965-6-M4-10-B** **GN 965-6-M5-12-B** **GN 965-6-M6-12-B** -		- **GN 965-8-M5-14-B** **GN 965-8-M6-14-B** **GN 965-8-M8-16-B**	
Tube supports GN 231 → *Page XYZ*					
	GN 231-B20 / B25 / B30 GN 231-V20 / V25 / V30	- -		**GN 965-8-M8-14-A** **GN 965-8-M8-14-A**	
Hinge GN 236 → *Page XYZ*					
	GN 236-75-60	-		**GN 965-8-M6-20-B**	
Hinge GN 239.3 → *Page XYZ*					
	GN 239.3-70-60-SH	-		**GN 965-8-M6-18-B**	

Assembly sets GN 965		Type A 	Type B 	Type C 	Type D
Compatible GN standards in ascending order of the standard numbers		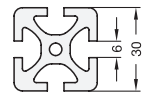		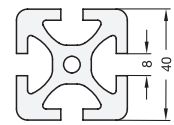	
Hinges with safety switch GN 239.4 → *Page XYZ*					
	GN 239.4-...		-		**GN 965-8-M6-18-B**
Hinges with safety switch GN 239.6 → *Page XYZ*					
	GN 239.6-60-110-...		-		**GN 965-8-M6-18-B**
Hinges GN 239.7 → *Page XYZ*					
	GN 239.7-60-70 GN 239.7-60-110		-		**GN 965-8-M6-18-B**
Mounting plates GN 239.8 (for hinges GN 239.6 / GN 239.7) → *Page XYZ*					
	GN 239.8-110-14-... GN 239.8-110-19-...		**GN 965-6-M6-16-B** -		- **GN 965-8-M6-18-B**
Swivel clamp connector bases GN 271 → *Page XYZ*					
	GN 271-25-...		-		**GN 965-8-M5-18-A**
Sensor holders GN 271.4 → *Page XYZ*					
	GN 271.4-B12-... GN 271.4-B18-...		-		**GN 965-8-M5-18-A**
Swivel clamp connector joints GN 281 → *Page XYZ*					
	GN 281-...		-		**GN 965-8-M5-18-A**

Assembly sets GN 965		Type A	Type B	Type C	Type D
Compatible GN standards in ascending order of the standard numbers		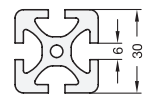		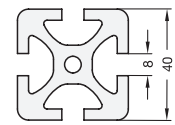	
Tubular handles GN 333 → *Page XYZ*					
	GN 333-28-...-B-...	**GN 965-6-M6-25-A**		**GN 965-8-M6-28-A**	
Tubular handles GN 333.1 → *Page XYZ*					
	GN 333.1-28-...-B-...	**GN 965-6-M6-14-C**		**GN 965-8-M6-16-C**	
Oval tubular handles GN 334.1 → *Page XYZ*					
	GN 334.1-36-...	-		**GN 965-8-M8-16-C**	
Indexing plungers GN 412 → *Page XYZ*					
	GN 412-5-35-...-1 GN 412-6-35-...-1 GN 412-8-47-...-1 GN 412-10-47-...-1	**GN 965-6-M4-16-A** **GN 965-6-M4-16-A** **GN 965-6-M5-18-A** **GN 965-6-M5-18-A**		- - **GN 965-8-M5-20-A** **GN 965-8-M5-20-A**	
Mounting blocks GN 412.1 → *Page XYZ*					
	GN 412.1-35-...-1 GN 412.1-47-...-1	**GN 965-6-M4-16-A** **GN 965-6-M5-18-A**		- **GN 965-8-M5-20-A**	
Spring latches GN 416 → *Page XYZ*					
	GN 416-6-38-... GN 416-8-38-... GN 416-8-46-... GN 416-10-38-... GN 416-10-46-... GN 416-12-46-...	**GN 965-6-M5-14-A** **GN 965-6-M5-14-A** - **GN 965-6-M5-14-A** - -		**GN 965-8-M5-16-A** **GN 965-8-M5-16-A** **GN 965-8-M6-16-A** **GN 965-8-M5-16-A** **GN 965-8-M6-16-A** **GN 965-8-M6-16-A**	

Assembly sets GN 965		Type A	Type B	Type C	Type D
Compatible GN standards in ascending order of the standard numbers		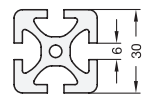		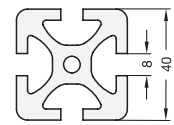	
Locators GN 416.1→ *Page XYZ*					
	GN 416.1-6-38 GN 416.1-8-38 GN 416.1-8-46 GN 416.1-10-38 GN 416.1-10-46 GN 416.1-12-46	**GN 965-6-M5-14-A** **GN 965-6-M5-14-A** - **GN 965-6-M5-14-A** - -		**GN 965-8-M5-16-A** **GN 965-8-M5-16-A** **GN 965-8-M6-16-A** **GN 965-8-M5-16-A** **GN 965-8-M6-16-A** **GN 965-8-M6-16-A**	
Indexing plungers GN 417 → *Page XYZ*					
	GN 417-5-A / -B / -C GN 417-6-A / -B / -C GN 417-8-A / -B GN 417-8-C GN 417-10-A / -B / -C	**GN 965-6-M4-12-A** **GN 965-6-M5-14-A** **GN 965-6-M5-14-A** - -		- **GN 965-8-M5-16-A** **GN 965-8-M5-16-A** **GN 965-8-M5-16-A** **GN 965-8-M6-16-A**	
Locators GN 417.1→ *Page XYZ*					
	GN 417.1-5 GN 417.1-6 GN 417.1-8 GN 417.1-10	**GN 965-6-M4-12-A** **GN 965-6-M5-14-A** **GN 965-6-M5-14-A** -		- **GN 965-8-M5-16-A** **GN 965-8-M5-16-A** **GN 965-8-M6-16-A**	
Stainless Steel-Locators GN 417.1 → *Page XYZ*					
	GN 417.1-5-NI-GS GN 417.1-6-NI-GS GN 417.1-8-NI-GS GN 417.1-10-NI-GS	**GN 965-6-M4-12-A** **GN 965-6-M5-14-A** **GN 965-6-M5-14-A** -		- **GN 965-8-M5-16-A** **GN 965-8-M5-16-A** **GN 965-8-M6-16-A**	
Base clamp mountings GN 473 → *Page XYZ*					
	GN 473-B8-... GN 473-B10 / B12-... GN 473-B15 / B16-... GN 473-B20-...	**GN 965-6-M4-10-A** - - -		**GN 965-8-M4-14-A** **GN 965-8-M5-12-A** **GN 965-8-M6-14-A** **GN 965-8-M6-18-A**	
Clamp mountings GN 477 → *Page XYZ*					
	GN 477-B8-... GN 477-B10 / B12-... GN 477-B15 / B16 / B20-...	**GN 965-6-M4-16-A** **GN 965-6-M5-18-A** **GN 965-6-M6-20-A**		**GN 965-8-M4-20-A** **GN 965-8-M5-20-A** **GN 965-8-M6-22-A**	
Flanged bolts GN 480 → *Page XYZ*					
	GN 480-8-... GN 480-10 / 12-... GN 480-15 / 16 / 20-...	**GN 965-6-M4-10-A** **GN 965-6-M5-10-A** **GN 965-6-M6-12-A**		**GN 965-8-M4-12-A** **GN 965-8-M5-12-A** **GN 965-8-M6-14-A**	

Assembly sets GN 965		Type A	Type B	Type C	Type D
Compatible GN standards in ascending order of the standard numbers		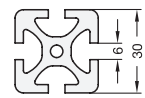		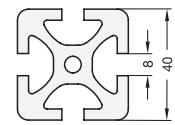	
Cabinet U-Handles GN 528 → *Page XYZ*					
	GN 528-...-94-6,5-... GN 528-...-117-6,5-.. GN 528-...-117-8,5-... GN 528-...-132-8,5-... GN 528-...-140-8,5-... GN 528-...-160-8,5-... GN 528-...-179-8,5-...	**GN 965-6-M6-14-A** **GN 965-6-M6-16-A** - - - - -		**GN 965-8-M6-16-A** **GN 965-8-M6-16-A** **GN 965-8-M8-18-A** **GN 965-8-M8-18-A** **GN 965-8-M8-18-A** **GN 965-8-M8-20-A** **GN 965-8-M8-20-A**	
Angle connector brackets GN 561 → *Page XYZ*					
	GN 561-19-... GN 561-25-...	- -		**GN 965-8-M8-18-C** **GN 965-8-M8-18-C**	
Cabinet U-Handles GN 565.1 → *Page XYZ*					
	GN 565.1-20-... GN 565.1-26-...	**GN 965-6-M5-22-A** -		- **GN 965-8-M6-22-A**	
Inclined cabinet U-Handles GN 565.2 → *Page XYZ*					
	GN 565.2-26-128-B-... GN 565.2-26-160-B-...	- -		**GN 965-8-M6-22-C** **GN 965-8-M6-22-C**	
Cam action indexing plungers GN 612.2 → *Page XYZ*					
	GN 612.2-...-16-... GN 612.2-...-20-...	**GN 965-6-M5-18-A** **GN 965-6-M5-22-A**		**GN 965-8-M5-22-A** **GN 965-8-M5-25-A**	
Cam action indexing plungers GN 612.9 → *Page XYZ*					
	GN 612.9-...-16-... GN 612.9-...-20-...	**GN 965-6-M5-18-A** **GN 965-6-M5-22-A**		**GN 965-8-M5-20-A** **GN 965-8-M5-25-A**	

Assembly sets GN 965		Type A	Type B	Type C	Type D
Compatible GN standards in ascending order of the standard numbers		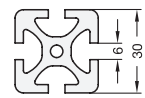		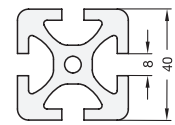	
Cabinet U-Handles GN 628 → *Page XYZ*					
	GN 628-...-117-6,5-B-... GN 628-...-117-8,5-B-... GN 628-...-150-8,5-B-... GN 628-...-179-8,5-B-...	**GN 965-6-M6-16-A** - - -		- **GN 965-8-M8-28-A** **GN 965-8-M8-28-A** **GN 965-8-M8-28-A**	
Ledge handles GN 630 → *Page XYZ*					
	GN 630-114-B-...	**GN 965-6-M6-18-B**		**GN 965-8-M6-22-C**	
Cabinet U-Handles GN 630.1 → *Page XYZ*					
	GN 630.1-114-B-...	**GN 965-6-M6-18-B**		**GN 965-8-M6-22-C**	
Panel support clamp GN 649 → *Page XYZ*					
	GN 649-35-E	**GN 965-6-M6-10-D**		**GN 965-8-M6-14-D**	
Cabinet U-Handles GN 667 → *Page XYZ*					
	GN 667-20-...	-		**GN 965-8-M8-20-A**	
Cam action indexing plungers GN 722.3 → *Page XYZ*					
	GN 722.3-8-... GN 722.3-10-... GN 722.3-12-... GN 722.3-14-...	- - - -		**GN 965-8-M6-18-A** **GN 965-8-M6-18-A** **GN 965-8-M6-18-A** **GN 965-8-M6-18-A**	
Cabinet U-Handles GN 728 → *Page XYZ*					
	GN 728-120-B-... GN 728-180-B-...	**GN 965-6-M6-14-A** -		- **GN 965-8-M8-18-A**	

Assembly sets GN 965		Type A 	Type B 	Type C 	Type D
Compatible GN standards in ascending order of the standard numbers		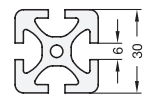		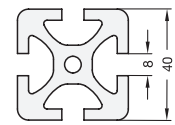	
Cabinet U-Handles GN 728.5 → *Page 92*					
	GN 728.5-120-B-...		**GN 965-6-M6-14-A**		-
Slam latches GN 936 → *Page XYZ*					
	GN 936-72-...		**GN 965-6-M6-12-A**		**GN 965-8-M6-14-A**
Angle pieces / Shackles GN 967 → *Page XYZ*					
	GN 967-...-20-...-1-... GN 967-...-20-...-2-... GN 967-...-30-...-1-... GN 967-...-30-...-2-... GN 967-...-40-...-1-... GN 967-...-40-...-2-... GN 967-...-45-...-1-... GN 967-...-45-...-2-...		**GN 965-6-M5-12-A** **GN 965-6-M5-12-B** **GN 965-6-M6-12-A** **GN 965-6-M6-12-B** - - - -		**GN 965-8-M5-14-A** **GN 965-8-M5-14-B** **GN 965-8-M6-14-A** **GN 965-8-M6-14-B** **GN 965-8-M8-16-A** **GN 965-8-M8-16-B** **GN 965-8-M8-16-A** **GN 965-8-M8-16-B**
Threaded flanges GN 3490 → *Page XYZ*					
	GN 3490-45-... GN 3490-60-...		**GN 965-6-M6-14-B** -		- **GN 965-8-M8-16-B**
Ball-shaped door locks GN 4490 → *Page XYZ*					
	GN 4490-ZD-50... GN 4490-ZD-68... GN 4490-ZD-80...		**GN 965-6-M4-10-B** **GN 965-6-M4-10-B** **GN 965-6-M5-14-B**		**GN 965-8-M4-12-B** **GN 965-8-M4-12-B** **GN 965-8-M5-14-B**