






highlights

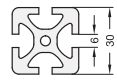
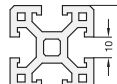




Standard parts
for profile systems



Ganter offers many products which are compatible with the most common T-Slot Profile Systems. Pages 10-15 (GN 965) or page 18 - 23 (GN 968) show the table to select the assembly set you need.

Compatible GN standards in ascending order of the standard numbers	
Indexing plungers GN 417 → Page 44 / 45	
	GN 417-5-A / -B / -C GN 417-6-A / -B / -C GN 417-8-A / -B GN 417-8-C
Base clamp mountings GN 473 → Page 68	
	GN 473-B8-... GN 473-B10 / B12-... GN 473-B15 / B16-... GN 473-B20-...
Clamp mountings GN 477 → Page 69	
	GN 477-B8-... GN 477-B10 / B12-... GN 477-B15 / B16 / B20-...

	
	
GN 965-6-M4-12-A GN 965-6-M5-14-A GN 965-6-M5-14-A -	- GN 965-8-M5-16-A GN 965-8-M5-16-A GN 965-8-M5-16-A
GN 965-6-M4-10-A	GN 965-8-M4-14-A

1. Your Ganter product














The left hand column of the table shows the compatible Ganter products, sorted in ascending standard number. At this point, first select the standard part to be mounted.

2. Your assembly set

The columns on the right hand side show assembly sets matching the selected products. Depending on the profile shape, select the standard GN 965 or GN 968. The list underneath the profile cross-sections show the order numbers for the matching sets.





Assembly sets GN 965		Type A	Type B	Type C	Type D
					
Compatible GN standards in ascending order of the standard numbers					
Hinges GN 127 → Page 49					
	GN 127-...-B	-	-	GN 965-8-M6-20-B	
Mounting plate GN 139.3 → Page 62					
	GN 139.3-170	GN 965-6-M6-12-A	-	GN 965-8-M6-14-A	
Mounting plate GN 139.4 → Page 62					
	GN 139.4-101	GN 965-6-M6-12-A	-	GN 965-8-M6-14-A	
Flanged connector clamps GN 145 → Page 63					
	GN 145-...	-	-	GN 965-8-M5-16-A	
Hinges GN 151.4 → Page 51					
	GN 151.4-...	-	-	GN 965-8-M6-18-A	
Hinges GN 159 → Page 52					
	GN 159-54-17,5-17,5 GN 159-74-22,5-22,5	GN 965-6-M6-16-B -	-	GN 965-8-M6-18-B	
Double hinges GN 159.1 → Page 54					
	GN 159.1-89-35-35 GN 159.1-119-45-45	GN 965-6-M6-16-B -	-	GN 965-8-M6-18-B	

Assembly sets GN 965		Type A	Type B	Type C	Type D
		Compatible GN standards in ascending order of the standard numbers			
Hinges GN 161 → Page 60					
	GN 161-57 / 68 / 80	-		GN 965-8-M6-16-B	
Base plate connector clamps GN 162.3 → Page 67					
	GN 162.3-...	GN 965-6-M5-16-A		GN 965-8-M5-18-A	
Tube supports GN 231 → Page 64					
	GN 231-B20 / B25 / B30 GN 231-V20 / V25 / V30	-		GN 965-8-M8-14-A GN 965-8-M8-14-A	
Hinge GN 236 → Page 50					
	GN 236-75-60	-		GN 965-8-M6-20-B	
Hinge GN 239.3 → Page 56					
	GN 239.3-70-60-SH	-		GN 965-8-M6-18-B	
Hinges with switch GN 239.4 → Page 56					
	GN 239.4-...	-		GN 965-8-M6-18-B	
Hinges with safety switch GN 239.6 → Page 58					
	GN 239.6-60-110-...	-		GN 965-8-M6-18-B	

Assembly sets GN 965		Type A	Type B	Type C	Type D
					
Compatible GN standards in ascending order of the standard numbers					
Hinges GN 239.7 → Page 58					
	GN 239.7-60-70 GN 239.7-60-110	-		GN 965-8-M6-18-B	
Swivel clamp connector bases GN 271 → Page 65					
	GN 271-25-...	-		GN 965-8-M5-18-A	
Swivel clamp connector joints GN 281 → Page 66					
	GN 281-40 / 65	-		GN 965-8-M5-18-A	
Tubular handles GN 333 → Page 38					
	GN 333-28-...-B-...	GN 965-6-M6-25-A	GN 965-8-M6-28-A		
Tubular handles GN 333.1 → Page 36					
	GN 333.1-28-...-B-...	GN 965-6-M6-14-C	GN 965-8-M6-16-C		
Oval tubular handles GN 334.1 → Page 40					
	GN 334.1-36-...	-		GN 965-8-M8-16-C	
Mounting blocks GN 412.1 → Page 43					
	GN 412.1-35-... GN 412.1-47-...	GN 965-6-M4-16-A GN 965-6-M5-18-A	-		GN 965-8-M5-20-A

Assembly sets GN 965		Type A	Type B	Type C	Type D
					
Compatible GN standards in ascending order of the standard numbers					
Indexing plungers GN 417 → Page 44 / 45					
	GN 417-5-A / -B / -C GN 417-6-A / -B / -C GN 417-8-A / -B GN 417-8-C	GN 965-6-M4-12-A GN 965-6-M5-14-A GN 965-6-M5-14-A -	-	GN 965-8-M5-16-A GN 965-8-M5-16-A GN 965-8-M5-16-A	
Base clamp mountings GN 473 → Page 68					
	GN 473-B8-... GN 473-B10 / B12-... GN 473-B15 / B16-... GN 473-B20-...	GN 965-6-M4-10-A - - -	GN 965-8-M4-14-A GN 965-8-M5-12-A GN 965-8-M6-14-A GN 965-8-M6-18-A		
Clamp mountings GN 477 → Page 69					
	GN 477-B8-... GN 477-B10 / B12-... GN 477-B15 / B16 / B20-...	GN 965-6-M4-16-A GN 965-6-M5-18-A GN 965-6-M6-20-A	GN 965-8-M4-20-A GN 965-8-M5-20-A GN 965-8-M6-22-A		
Flanged bolts GN 480 → Page 70					
	GN 480-8-... GN 480-10 / 12-... GN 480-15 / 16 / 20-...	GN 965-6-M4-10-A GN 965-6-M5-10-A GN 965-6-M6-12-A	GN 965-8-M4-12-A GN 965-8-M5-12-A GN 965-8-M6-14-A		
Cabinet U-Handles GN 528 → Page 32					
	GN 528-...-94-6,5-... GN 528-...-117-6,5-... GN 528-...-117-8,5-... GN 528-...-132-8,5-... GN 528-...-140-8,5-... GN 528-...-160-8,5-... GN 528-...-179-8,5-...	GN 965-6-M6-14-A GN 965-6-M6-16-A - - - - -	GN 965-8-M6-16-A GN 965-8-M6-16-A GN 965-8-M8-18-A GN 965-8-M8-18-A GN 965-8-M8-18-A GN 965-8-M8-20-A GN 965-8-M8-20-A		
Angle connector brackets GN 561 → Page 73					
	GN 561-19-... GN 561-25-...	- -	GN 965-8-M8-18-C GN 965-8-M8-18-C		

Assembly sets GN 965		Type A	Type B	Type C	Type D
					
Compatible GN standards in ascending order of the standard numbers					
Cabinet U-Handles GN 565.1 → Page 30					
	GN 565.1-20-... GN 565.1-26-...	GN 965-6-M5-22-A -	-	-	GN 965-8-M6-22-A
Inclined cabinet U-Handles GN 565.2 → Page 31					
	GN 565.2-26-128-B-... GN 565.2-26-160-B-...	-	-	-	GN 965-8-M6-22-C GN 965-8-M6-22-C
Cam action indexing plungers GN 612.2 → Page 46					
	GN 612.2-...-16-... GN 612.2-...-20-...	GN 965-6-M5-18-A GN 965-6-M5-22-A	-	-	GN 965-8-M5-22-A GN 965-8-M5-25-A
Cam action indexing plungers GN 612.9 → Page 47					
	GN 612.9-...-16-... GN 612.9-...-20-...	GN 965-6-M5-18-A GN 965-6-M5-22-A	-	-	GN 965-8-M5-20-A GN 965-8-M5-25-A
Cabinet U-Handles GN 628 → Page 34					
	GN 628-...-117-6,5-B-... GN 628-...-117-8,5-B-... GN 628-...-150-8,5-B-... GN 628-...-179-8,5-B-...	GN 965-6-M6-16-A - - -	-	-	GN 965-8-M8-28-A GN 965-8-M8-28-A GN 965-8-M8-28-A
Ledge handles GN 630 → Page 42					
	GN 630-114-B-...	GN 965-6-M6-18-B	-	-	GN 965-8-M6-22-C
Cabinet U-Handles GN 630.1 → Page 41					
	GN 630.1-114-B-...	GN 965-6-M6-18-B	-	-	GN 965-8-M6-22-C

Assembly sets GN 965		Type A 	Type B 	Type C 	Type D 
Compatible GN standards in ascending order of the standard numbers					
Panel support clamp GN 649 → Page 75					
	GN 649-35-E	GN 965-6-M6-10-D		GN 965-8-M6-14-D	
Cabinet U-Handles GN 667 → Page 35					
	GN 667-20-...	-		GN 965-8-M8-20-A	
Cam action indexing plungers GN 722.3 → Page 48					
	GN 722.3-8-... GN 722.3-10-... GN 722.3-12-... GN 722.3-14-...	-		GN 965-8-M6-18-A GN 965-8-M6-18-A GN 965-8-M6-18-A GN 965-8-M6-18-A	
Cabinet U-Handles GN 728 → Page 33					
	GN 728-120-B-... GN 728-180-B-...	GN 965-6-M6-14-A -		- GN 965-8-M8-18-A	
Angle pieces / Shackles GN 967 → Page 74					
	GN 967-...-20-...-1-... GN 967-...-20-...-2-... GN 967-...-30-...-1-... GN 967-...-30-...-2-... GN 967-...-40-...-1-... GN 967-...-40-...-2-... GN 967-...-45-...-1-... GN 967-...-45-...-2-...	GN 965-6-M5-12-A GN 965-6-M5-12-B GN 965-6-M6-12-A GN 965-6-M6-12-B - - - -		GN 965-8-M5-14-A GN 965-8-M5-14-B GN 965-8-M6-14-A GN 965-8-M6-14-B GN 965-8-M8-16-A GN 965-8-M8-16-B GN 965-8-M8-16-A GN 965-8-M8-16-B	

Assembly sets GN 968		Form A	Form B	Form C	Form D
					
Compatible GN standards in ascending order of the standard numbers					
Hinges GN 127 → Page 49					
	GN 127-...-B	-	GN 968-10-M6-20-B ¹⁾		
Mounting plate GN 139.3 → Page 62					
	GN 139.3-170	GN 968-8-M6-10-A	GN 968-10-M6-14-A		
Mounting plate GN 139.4 → Page 62					
	GN 139.4-101	GN 968-8-M6-10-A	GN 968-10-M6-14-A		
Flanged connector clamps GN 145 → Page 63					
	GN 145-...	-	GN 968-10-M5-18-A		
Hinges GN 151.4 → Page 51					
	GN 151.4-...-B	-	GN 968-10-M6-18-A ¹⁾		
Hinges GN 159 → Page 52					
	GN 159-54-17,5-17,5 GN 159-74-22,5-22,5 GN 159-84-25-25	GN 968-8-M6-16-B - -	- GN 968-10-M6-18-B ¹⁾ GN 968-10-M6-18-B ²⁾		
Double hinges GN 159.1 → Page 54					
	GN 159.1-89-35-35 GN 159.1-119-45-45 GN 159.1-134-50-50	GN 968-8-M6-16-B - -	- GN 968-10-M6-18-B ¹⁾ GN 968-10-M6-18-B ²⁾		

¹⁾ only for profile 40 x 40 ²⁾ only for profile 45 x 45

Assembly sets GN 968		Form A	Form B	Form C	Form D
		Compatible GN standards in ascending order of the standard numbers			
Hinges GN 161 → Page 60					
	GN 161-57 / 68 / 80	GN 968-8-M6-14-B			GN 968-10-M6-18-B
Base plate connector clamps GN 162.3 → Page 67					
	GN 162.3-...	GN 968-8-M5-14-A			GN 968-10-M5-18-A
Tube supports GN 231 → Page 64					
	GN 231-B20 / B25 / B30 GN 231-V20 / V25 / V30	- -			GN 968-10-M8-14-A GN 968-10-M8-14-A
Hinge GN 236 → Page 50					
	GN 236-75-60	-			GN 968-10-M6-20-B ¹⁾
Hinge GN 239.3 → Page 56					
	GN 239.3-70-60-SH	-			GN 968-10-M6-18-B ¹⁾
Hinges with switch GN 239.4 → Page 56					
	GN 239.4-...	-			GN 968-10-M6-18-B ¹⁾
Hinges with safety switch GN 239.6 → Page 58					
	GN 239.6-60-110-...	-			GN 968-10-M6-18-B ¹⁾

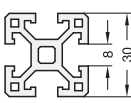



¹⁾ only for profile 40 x 40

Assembly sets GN 968		Form A	Form B	Form C	Form D				
		Compatible GN standards in ascending order of the standard numbers							
Hinges GN 239.7 → Page 58									
	GN 239.7-60-70 GN 239.7-60-110	-	GN 968-10-M6-18-B 1)						
Swivel clamp connector bases GN 271 → Page 65									
	GN 271-25-...	-	GN 968-10-M5-18-A						
Swivel clamp connector joints GN 281 → Page 66									
	GN 281-40 / 65	-	GN 968-10-M5-18-A						
Tubular handles GN 333 → Page 38									
	GN 333-28-...-B-...	GN 968-8-M6-25-A	GN 968-10-M6-28-A						
Tubular handles GN 333.1 → Page 36									
	GN 333.1-28-...-B-...	GN 968-8-M6-14-C	GN 968-10-M6-18-C						
Oval tubular handles GN 334.1 → Page 40									
	GN 334.1-36-...	-	GN 968-10-M8-16-C						
Mounting blocks GN 412.1 → Page 43									
	GN 412.1-47-...	GN 968-8-M5-18-A	-						

1) only for profile 40 x 40

Assembly sets GN 968		Form A	Form B	Form C	Form D
Compatible GN standards in ascending order of the standard numbers					
Indexing plungers GN 417 → Page 44 / 45					
	GN 417-5-A / -B GN 417-6-A / -B / -C GN 417-8-A / -B	GN 968-8-M4-12-A GN 968-8-M5-14-A GN 968-8-M5-14-A	-	GN 968-10-M5-16-A GN 968-10-M5-16-A	
Base clamp mountings GN 473 → Page 68					
	GN 473-B8-... GN 473-B10 / B12-... GN 473-B15 / B16-... GN 473-B20-...	GN 968-8-M4-10-A - - -	GN 968-10-M4-14-A GN 968-10-M5-14-A GN 968-10-M6-14-A GN 968-10-M6-18-A		
Clamp mountings GN 477 → Page 69					
	GN 477-B8-... GN 477-B10 / B12-... GN 477-B15 / B16 / B20-...	GN 968-8-M4-16-A GN 968-8-M5-18-A GN 968-8-M6-20-A	-	GN 968-10-M5-20-A GN 968-10-M6-22-A	
Flange bolts GN 480 → Page 70					
	GN 480-8-... GN 480-10 / 12-... GN 480-15 / 16 / 20-...	GN 968-8-M4-10-A GN 968-8-M5-10-A GN 968-8-M6-12-A	-	GN 968-10-M5-12-A GN 968-10-M6-14-A	
Cabinet U-Handles GN 528 → Page 32					
	GN 528-...-94-6,5-... GN 528-...-117-6,5-... GN 528-...-117-8,5-... GN 528-...-122-8,5-... GN 528-...-132-8,5-... GN 528-...-140-8,5-... GN 528-...-160-8,5-... GN 528-...-179-8,5-... GN 528-...-235-8,5-...	GN 968-8-M6-14-A GN 968-8-M6-16-A - - - - - - -	GN 968-10-M6-16-A GN 968-10-M6-20-A GN 968-10-M8-16-A GN 968-10-M8-16-A GN 968-10-M8-18-A GN 968-10-M8-18-A GN 968-10-M8-20-A GN 968-10-M8-20-A GN 968-10-M8-20-A		
Angle connector brackets GN 561 → Page 73					
	GN 561-19-...-A / -B / -C GN 561-25-...-A / -B / -C GN 561-43-...-A	GN 968-8-M6-14-C GN 968-8-M6-14-C -	- - GN 968-10-M8-18-C		

Assembly sets GN 968		Form A	Form B	Form C	Form D
		Compatible GN standards in ascending order of the standard numbers			
Cabinet U-Handles GN 565.1 → Page 30					
	GN 565.1-20-... GN 565.1-26-...	GN 968-8-M5-20-A -	-	-	GN 968-10-M6-22-A
Inclined cabinet U-Handles GN 565.2 → Page 31					
	GN 565.2-26-128-B-... GN 565.2-26-160-B-...	- -	-	GN 968-10-M6-22-C GN 968-10-M6-22-C	
Cam action indexing plungers GN 612.2 → Page 46					
	GN 612.2-...-16-... GN 612.2-...-20-...	GN 968-8-M5-18-A GN 968-8-M5-22-A	-	-	GN 968-10-M5-25-A
Cam action indexing plungers GN 612.9 → Page 47					
	GN 612.9-...-16-... GN 612.9-...-20-...	GN 968-8-M5-18-A GN 968-8-M5-22-A	-	-	GN 968-10-M5-25-A
Cabinet U-Handles GN 628 → Page 34					
	GN 628-...-117-6,5-B-... GN 628-...-117-8,5-B-... GN 628-...-150-8,5-B-... GN 628-...-179-8,5-B-...	GN 968-8-M6-14-A - - -	-	-	GN 968-10-M8-28-A GN 968-10-M8-28-A GN 968-10-M8-28-A
Ledge handles GN 630 → Page 42					
	GN 630-114-B-...	GN 968-8-M6-18-B			GN 968-10-M6-22-B
Cabinet U-Handles GN 630.1 → Page 41					
	GN 630.1-114-B-...	GN 968-8-M6-18-B			GN 968-10-M6-22-B

Assembly sets GN 968		Form A	Form B	Form C	Form D
		Compatible GN standards in ascending order of the standard numbers			
Panel support clamp GN 649 → Page 75					
	GN 649-35-E	GN 968-8-M6-10-D		GN 968-10-M6-14-D	
Cabinet U-Handles GN 667 → Page 35					
	GN 667-20-...	-		GN 968-10-M8-20-A	
Cam action indexing plungers GN 722.3 → Page 48					
	GN 722.3-8-... GN 722.3-10-... GN 722.3-12-... GN 722.3-14-...	-	-	GN 968-10-M6-18-A	GN 968-10-M6-18-A GN 968-10-M6-18-A GN 968-10-M6-18-A GN 968-10-M6-18-A
Cabinet U-Handles GN 728 → Page 33					
	GN 728-120-B-... GN 728-180-B-...	GN 968-8-M6-14-A	-	-	GN 968-10-M8-18-A
Angle pieces / Shackles GN 967 → Page 74					
	GN 967-...-20-...-1-... GN 967-...-20-...-2-... GN 967-...-30-...-1-... GN 967-...-30-...-2-... GN 967-...-40-...-1-... GN 967-...-40-...-2-... GN 967-...-45-...-1-... GN 967-...-45-...-2-...	GN 968-8-M5-12-A GN 968-8-M5-12-B GN 968-8-M6-12-A GN 968-8-M6-12-B	-	GN 968-10-M5-14-A GN 968-10-M5-14-B GN 968-10-M6-14-A GN 968-10-M6-14-B GN 968-10-M8-16-A GN 968-10-M8-16-B GN 968-10-M8-16-A GN 968-10-M8-16-B	

www.ganter-griff.com

Otto Ganter GmbH & Co. KG

Normteilefabrik
Tribberger Straße 3
78120 Furtwangen
Germany

Phone +49 7723 6507-0
Fax +49 7723 4659
E-Mail info@ganter-griff.com